

5th Grade BBES Orchestra FAQ Packet 2018

Why should my student participate in orchestra?

The Music Department in Yorkville shares a fundamental philosophy that every student deserves the opportunity to learn how to play an instrument. By learning how to play an instrument, students:

- Score higher in math & reading assessments
- Learn self-discipline & responsibility
- Develop self-expression & fine arts appreciation
- Build team skills & life-long friendships

What will my student learn in band this year?

Our district uses *Sound Innovations Book 1* to help teach fundamental skills including rhythm, note reading, and musical symbols. These skills are applied through performance on each child's instrument.

When are the orchestra concerts?

5th grade orchestra runs from late September to the end of May. Your child will have a chance to perform in two dress rehearsals and four concerts this year. Below are the dates:

- November 13, 2018 5th Grade BBES Orchestra Progress Concert 7:00PM at BBES
- January 14, 2019 5th Grade Orchestra Dress Rehearsal at 5:00-6:00PM at YMS
- January 17, 2019 5th and 7th Grade Winter Orchestra Concert 7:00PM at YMS
- February 27, 2019 5th Grade Orchestra Dress Rehearsal at 5:00-6:00PM at YMS
- March 9, 2019 Fine Arts Festival Performance 8AM-4PM at YMS (Performance Time TBD)
- May 14, 2019 5th and 6th Grade Band, Orchestra, and Choir Concert at 7PM at BBES

What is your attendance policy for orchestra concerts?

Concerts are a time for your child to celebrate their hard work, and the band depends on each child's attendance. For this reason, student attendance at all band concerts is mandatory. *Vacation and work schedules are not an excuse for absence from a concert.* Carpooling is one suggested solution. Please do your best to plan in advance. Of course, family emergencies and student illness are excused as they are unexpected.

Once we rent the instrument, what will happen next?

If you order your instrument at the Instrument Informational Night, Austin's Music Shop is scheduled to deliver those instruments by late September. At this time, students will begin their 30 minute lesson. In early October, students will begin band rehearsals twice a week before school from 7:30-8:25 AM. Orchestra directors will provide a more detailed schedule at your child's first lesson. These lessons and before school rehearsals will prepare students for their first concert in November.

What are lessons?

Lessons are 30 minute small group session held once a week during the school day. Students are grouped by their instrument, which allows the individualized attention necessary for success in band. Your child will never miss math, language arts, social studies, or science for a band lesson. If you ever have any concerns regarding the lesson schedule, please contact your band teacher as soon as possible.

What if I cannot drive my child to morning rehearsals and/or concerts?

Many families carpool so their child can participate in orchestra. This may be a solution for your family. 5th Grade is the only year when band is before school. After this, orchestra is part of your child's school day.

Can my child wait to join orchestra as a 6th grader?

If your child is interested in learning an instrument, this is the year to join. While we will always accept students into our orchestra program, late starters are at a huge disadvantage from the rest of the orchestra and often struggle to catch up. The best way to ensure your child is successful in band is to start them in 5th grade with the rest of their peers.

Can students be involved in both athletics and band?

Yes, absolutely! You may be surprised to learn that the vast majority of Yorkville music students are also very active in a variety of sports and clubs. In fact, some of the best athletes are the best musicians. Hard work and dedication is required for both activities and we are excited to work with your student athlete. In fact, many of the band, orchestra, and choir teachers themselves were enrolled in both music and sports through their time in school. For this reason, the music staff is very comfortable working with students who have a busy practice schedule to be able to find time for all the activities they enjoy. Without question, students can be in both sports and orchestra!

Where can my child store their instrument and music?

Each student will be assigned a locker inside the orchestra room to store music and instruments. The orchestra room is unlocked each morning and locked each day after school for security.

How much should my child practice at home?

Practice at home is essential to all musicians' success. In order to pass weekly assigned music goals, students should practice at least 4 days a week for 20 minutes a day. There may be times when your child becomes frustrated and will need encouragement from family. For more advice on practicing, please see the attached "Top 10 Practice Tip for Home."

Feel free to contact your child's orchestra director with any further questions. Email is preferred as we teach at several schools in the district. Thank you for supporting your child in orchestra. See you at our first concert!






Mrs. Jackie Niner

jniner@y115.org

mrsninersorchestras.weebly.com

September 2018

This is a tentative schedule to help your family plan schedules and transportation needs. A more detailed schedule will be given to your child at their first orchestra lesson.

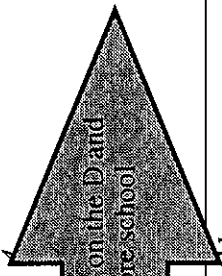
Sun	Mon	Tue	Wed	Thu	Fri	Sat
2	3	4	5	6	7	8
		 5th Grade Band and Orchestra Open House			 Last day to order instrument to receive it on time	
9	10	11	12	13	14	15
		 1st Orchestra Lesson Without Instruments: Procedures, Posture, Note Reading and Rhythm				
16	17	18	19	20	21	22
		 2nd Orchestra Lesson Without Instruments: Instrument Assembly. Instruments are delivered throughout the week, but stay at school.				
23	24	25	26	27	28	29
		 1st Orchestra Lesson WITH Instruments: After your child's lesson, instruments are allowed to go home so they can begin practicing their music!				
30						

October 2018


* We understand that this schedule may seem confusing at first. In general, orchestra will alternate between meeting on Monday/Friday and Tuesday/Thursday. The only time this pattern is broken is if there is a 3-or-4-day week. Your child's orchestra teacher will ensure your child stays informed of all orchestra rehearsals through our monthly calendar

Sun	Mon	Tue	Wed	Thu	Fri	Sat
7	8	9	10	11	12	13
	No School	No School Teacher Institute			No School Important! First Before School Orchestra. Arrive between 7:10-7:20. Rehearsal is 7:30-8:25 at BBES.	
14	15	16	17	18	19	20
		7:30-8:25 AM Rehearsal at BBES		7:30-8:25 AM Rehearsal at BBES		
21	22	23	24	25	26	27
	7:30-8:25 AM Rehearsal at BBES			Half Day P/T Conferences	No School P/T Conferences	
28	29	30	31			
	7:30-8:25 AM Rehearsal at BBES					

2nd Orchestra Lesson With Instruments! We will be working on the Diand
A-String notes and basic rhythms to prepare students for before school
orchestra rehearsals.



November 2018

Sun	Mon	Tue	Wed	Thu	Fri	Sat
				1	2	3
4	5	6	7	8	9	10
		7:30-8:25 AM Rehearsal at BBES		7:30-8:25 AM Rehearsal at BBES		
11	12	13	14	15	16	17
	7:30-8:25 AM Rehearsal at BBES	 First Orchestra Concert. Arrive at 6:30PM. Concert at 7pm.			7:30-8:25 AM Rehearsal at BBES	
18	19	20	21	22	23	24
		7:30-8:25 AM Rehearsal at BBES	No School	No School	No School	
25	26	27	28	29	30	
		7:30-8:25 AM Rehearsal at BBES		7:30-8:25 AM Rehearsal at BBES		

Top Ten Practice Tips for Parents

1. Have a special space for your child to practice.
2. Set aside a specific time each day to practice. **Make practicing a part of your child's daily homework routine.** Shorter practice sessions over several days are more productive than marathon practice sessions once a week.
3. Be actively engaged in your child's music education. **Ask your child to play for you occasionally and provide positive feedback.**
4. **Try to be home** when your child is practicing to ensure quality practice.
5. If you play an instrument, practice along with them.
6. **Have your child teach you to play or count a specific rhythm.** This will help students clarify their own understanding.
7. **Quality over quantity** is important. Make sure your child is practicing the specific goals assigned each week on their Lesson Sheet. Proficiency is when a **student can play their goals three times in a row without making a mistake.** Simply running through music start to finish is not considered practicing.
8. Offer small incentives occasionally as a reward for a good practice sessions. Ideas: Allowing them to play through their favorite piece of music after completing their goals or purchasing them a fun, new music book.
9. **Be supportive** of your child's practicing and do not make fun of the sounds your child is creating. Your child is developing as a musician and it will take time to refine their sound and ability.
10. Be patient, understanding, and encouraging. This is an exciting time in your child's life so have fun along with them!

Helpful Hints for Purchasing Beginner Orchestra Instruments

We are so excited to hear that you are interested in investing in your child's music education. Here are some helpful hints to help you in this process.

First, and most importantly, please communicate with your **orchestra teacher** if you are considering buying. We know that purchasing an instrument can be overwhelming at times. However, we are **experts in the field of music and we are here to help**. Always contact your teacher prior to buying an instrument.

Second, we strongly recommend your family **rents at least for the first year** until you are sure that your child and the instrument are a good match. Unlike band instruments, violins, violas, cellos, and basses come in many different sizes. If you purchase one size now, in 6 months, your child could have already outgrown it and you would need to rent or purchase another. Renting may seem overwhelming, but many music companies offer introductory pricing for the first few months so families have more time to find a quality instrument to purchase. Also, most music companies offer discounts if you purchase the instrument you are already renting. When you are ready to buy, please consider this option.

Third, it is very important to **invest in a quality musical instrument**. The so-called "bargain" instruments may seem tempting, but experience has proven that these instruments are no bargain at all.

- Low prices are a result of lower quality materials and poor workmanship. These instruments tend to break more easily and can be costly or impossible to repair.
- Low quality instruments are often harder to play well, putting your child at a disadvantage to reach their fullest musical potential.
- The sound quality of these instruments is very poor and can negatively impact the sound of the entire orchestra.

Fourth, **DO NOT PURCHASE INSTRUMENTS FOUND ONLINE!** It may appear to be a "deal", but you can never fully know what you are getting from these sellers. If possible, seek local sellers who often allow the instrument to be play-tested prior to purchase. Just think: Would you buy a car without test driving it first?

We want to see your child's enthusiasm for music continue to grow and one of the best ways you can do this is through quality instruments. For this reason, we have provided you with a list of recommended instrument brands and models. We have found these instruments to be reliable, easy to repair, and will give your child the best opportunity to succeed as a young musician. If you have any further questions, please feel free to contact your child's band teacher.

Recommended Beginner Orchestra Instruments for Yorkville

These brands and models are proven to be high quality, yet affordable. Some are brands and others are reputable dealers.

- Eastman Strings
- Hoffman
- Shen
- West Coast Strings
- Suzuki
- Southwest Strings
- Shar Music Company
- Yamaha
- Scherl and Roth
- Knilling

DO NOT PURCHASE CECILIO, MENDINI, OR LARK